



2018 Youth PIT Analysis

UNACCOMPANIED YOUTH AGES 12-24 IN KNOXVILLE-KNOX COUNTY

Introduction

- ❖ The Department of Housing and Urban Development (HUD) requires Continuums of Care (CoCs) to conduct a Point in Time (PIT) count every year, typically on one of the last 10 days of January.
- ❖ It is important to conduct a separate youth focused PIT count because methods used to count adults experiencing homelessness may not accurately capture the number of youth experiencing homelessness.
- ❖ The purpose of a Youth PIT count is to capture the number of unaccompanied youth at a point in time throughout the country.
- ❖ For the purposes of this Youth PIT count, youth is defined as ages 12-24.

Purpose of the Report

- ❖ To provide an accurate count of unaccompanied homeless youth in our community to HUD.

AND

- ❖ To provide community service providers and local policy makers a snapshot of the experiences of precariously housed and homeless youth in our community.

THEREFORE

- ❖ There are two analysis included in this report:
 - 1) HUD Count: Only includes youth staying in sheltered and unsheltered locations
 - 2) Community Wide Count: Includes sheltered, unsheltered, and the additional precariously housed



Day of Count: Jan 25, 2018

Street Count

- ❖ Surveyed youth in the community at eight locations including: Market Square, Cumberland Avenue, Lawson-McGhee Knox County public library, Tyson-McGhee Skate Park, and Tennessee College of Applied Technology.
- ❖ Twenty-three KKCHC volunteers canvassed the community.
- ❖ Included Knox County Schools homeless liaison report and collaboration with youth homeless agencies such as Knoxville-Knox County Community Action Committee (CAC)—Youth WINs and Helen Ross McNabb Centers Runaway Homeless Youth Programs.

KnoxHMIS Data

- ❖ KnoxHMIS data was reviewed to tag youth who were enrolled in homelessness services.
- ❖ Specific types of programs included from KnoxHMIS data were:
 - ❖ Emergency Shelter
 - ❖ Transitional Housing
 - ❖ Street Outreach

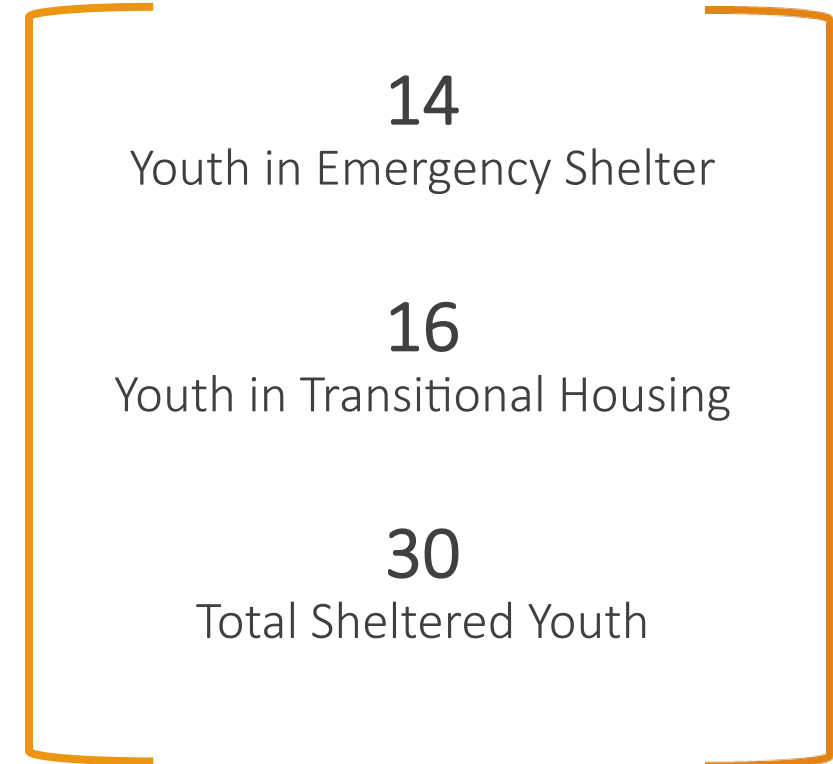
Analysis 1: HUD count

TOTAL NUMBER OF SHELTERED & UNSHELTERED YOUTH (12-24 YRS)
IN KNOXVILLE-KNOX COUNTY

Methodology: HUD Count

Sheltered Count

- ❖ Includes merged KnoxHMIS and community survey data to indicate youth who are actively in emergency shelter.
- ❖ Includes merged KnoxHMIS and community survey data to indicate youth who are actively in transitional housing.
- ❖ Demographics were compared and matches were eliminated to ensure de-duplication.



Methodology: HUD Count

Unsheltered Count

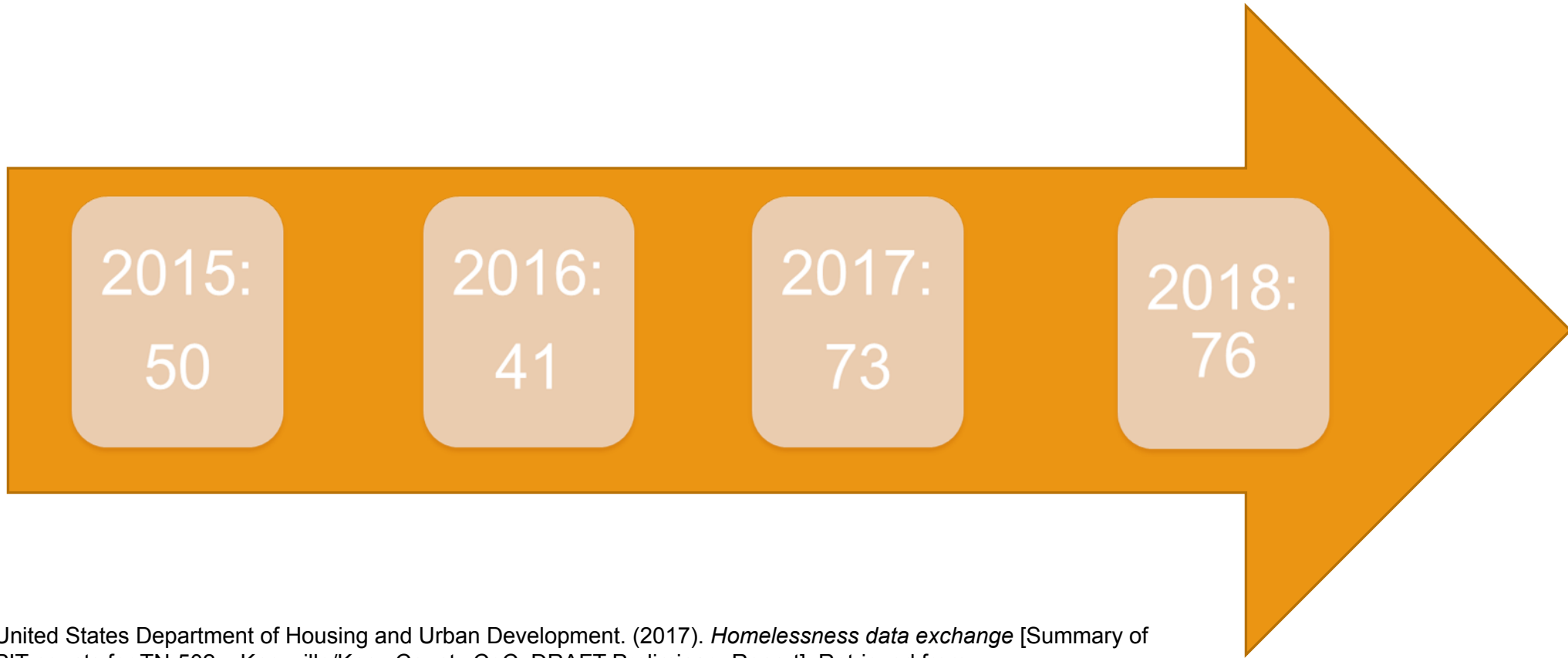
- ❖ Included KnoxHMIS records on youth served by street outreach program.
- ❖ Included community surveys on youth who reported sleeping on a street, park, bench, or outside.
- ❖ Data was reviewed by youth street outreach workers to ensure de-duplication across KnoxHMIS partner programs.

46

Total Unsheltered Youth

Unsheltered is defined as “sleeping on benches, sidewalks, parks, or elsewhere outside.”

Reported Youth PIT Totals: HUD Count



United States Department of Housing and Urban Development. (2017). *Homelessness data exchange* [Summary of PIT counts for TN-502 – Knoxville/Knox County CoC_DRAFT Preliminary Report]. Retrieved from <http://www.hudhdx.info/Pit/Defalut.aspx>

Limitation: HUD Count

- ❖ The HUD youth PIT is limited to count those in shelter or outside (unsheltered).
- ❖ The HUD count does NOT include the precariously housed or “couch homeless”.
- ❖ The Youth Specific Community Wide PIT DOES include precariously housed youth (i.e. couch homeless youth).

Analysis 2: Community Wide Count

TOTAL NUMBER OF SHELTERED, UNSHELTERED, AND PRECARIOUSLY
HOUSED YOUTH (12-24 YRS) IN KNOXVILLE-KNOX COUNTY

Methodology: Community Wide Count

In addition to the number calculated for HUD, the community wide count included precariously housed youth (youth who reported staying at):

- ❖ Friend's house
- ❖ Relative's house
- ❖ Parent's house

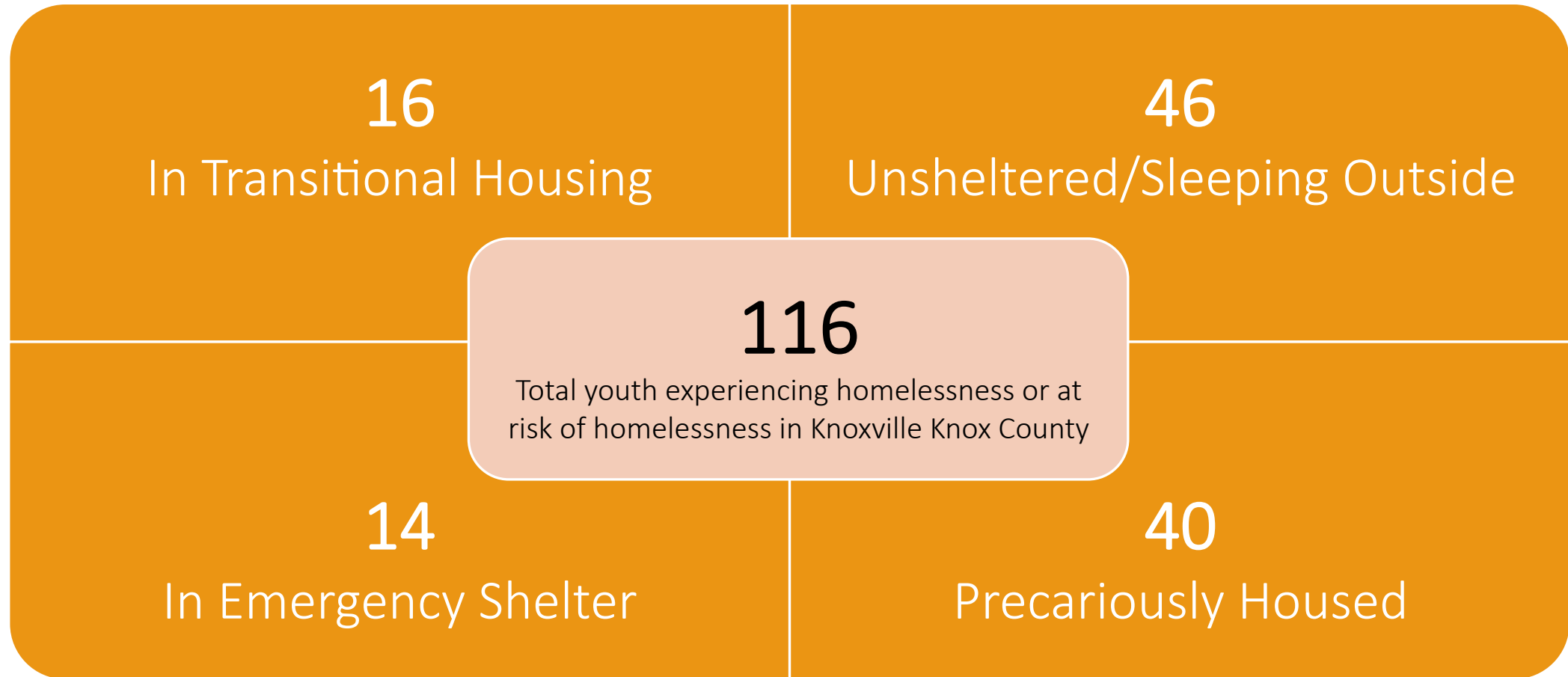
AND

- ❖ Reported a history of homelessness
- ❖ Reported a primary reason for homelessness, or
- ❖ Reported being at risk of losing housing within 14 days of the count

40

Total Precariously Housed Youth
Also termed "Couch Homeless"

Community Wide Count



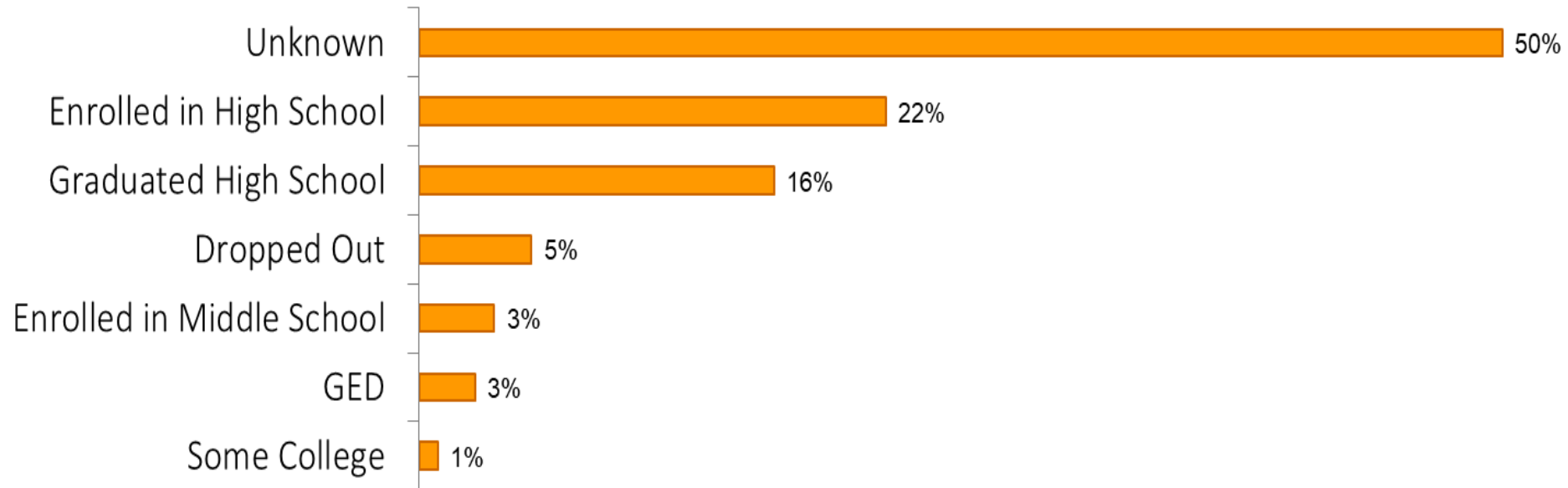


Community Wide Characteristics: Community Wide Count

Descriptive Statistics	N = 116
AGE	
Average Age	19.78
Modal Age	20
Median Age	20
Age Range	13-24
RACE	
White	85% (n=99)
Black/African American	5% (n=6)
Other	8% (n=9)
Null	2% (n=2)
GENDER	
Male	50% (n=58)
Female	49% (n=57)
Transgender	1% (n=1)
SEXUAL ORIENTATION	
Straight	54% (n=63)
Questioning	9% (n=10)
Bisexual	7% (n=8)
Gay/Lesbian	4% (n=5)
Null	26% (n=30)

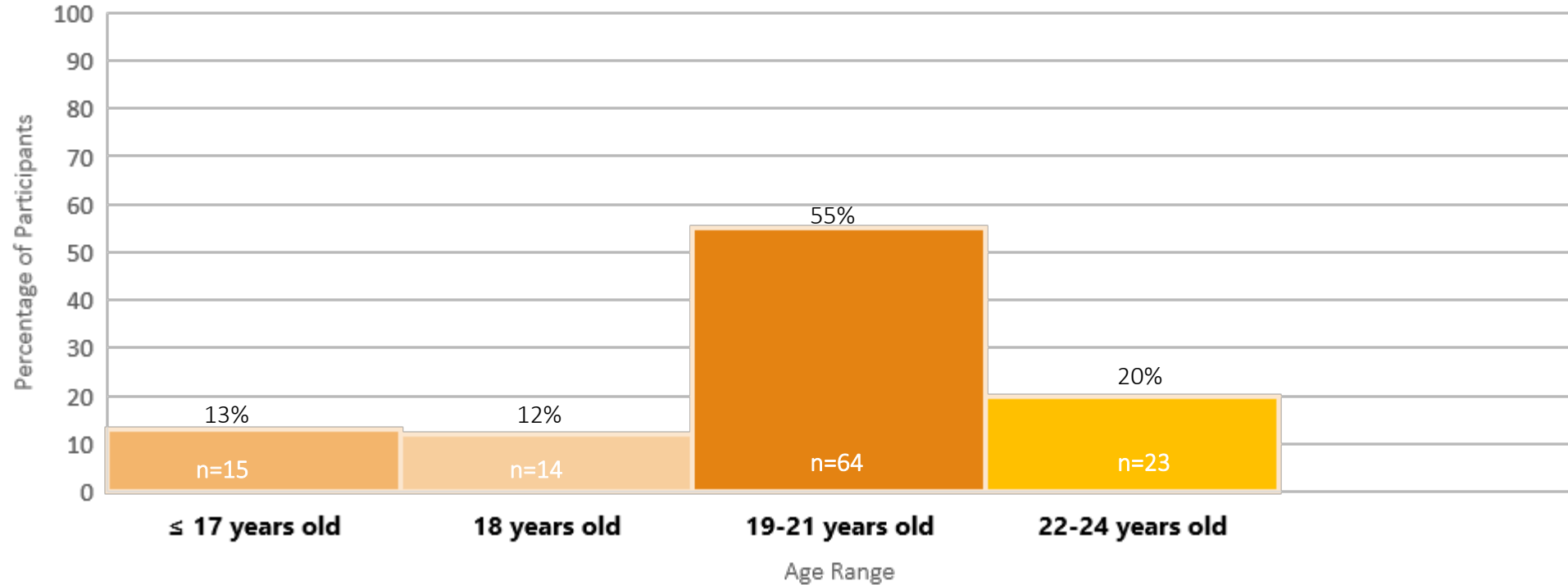
Education: Community Wide Count

Education of Youth Experiencing Homelessness During Knox Co. PIT (N=116)



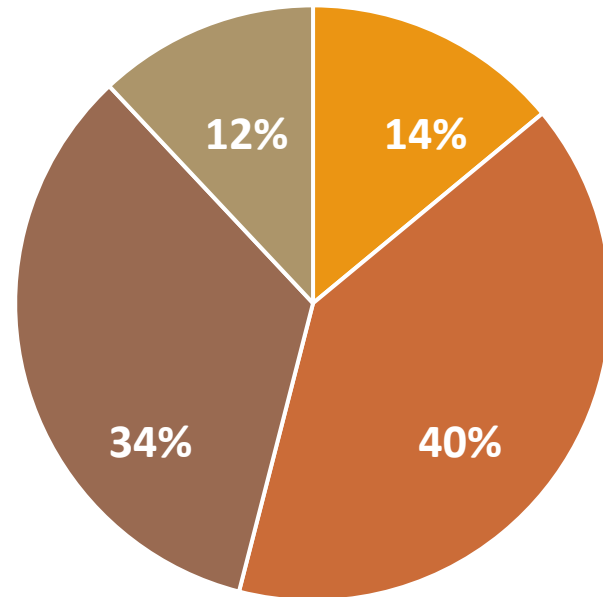
Age: Community Wide Count

Age of Participants (N=116)
Average age = 19.78 years



Housing Status: Community Wide Count

Housing Status (N=116)

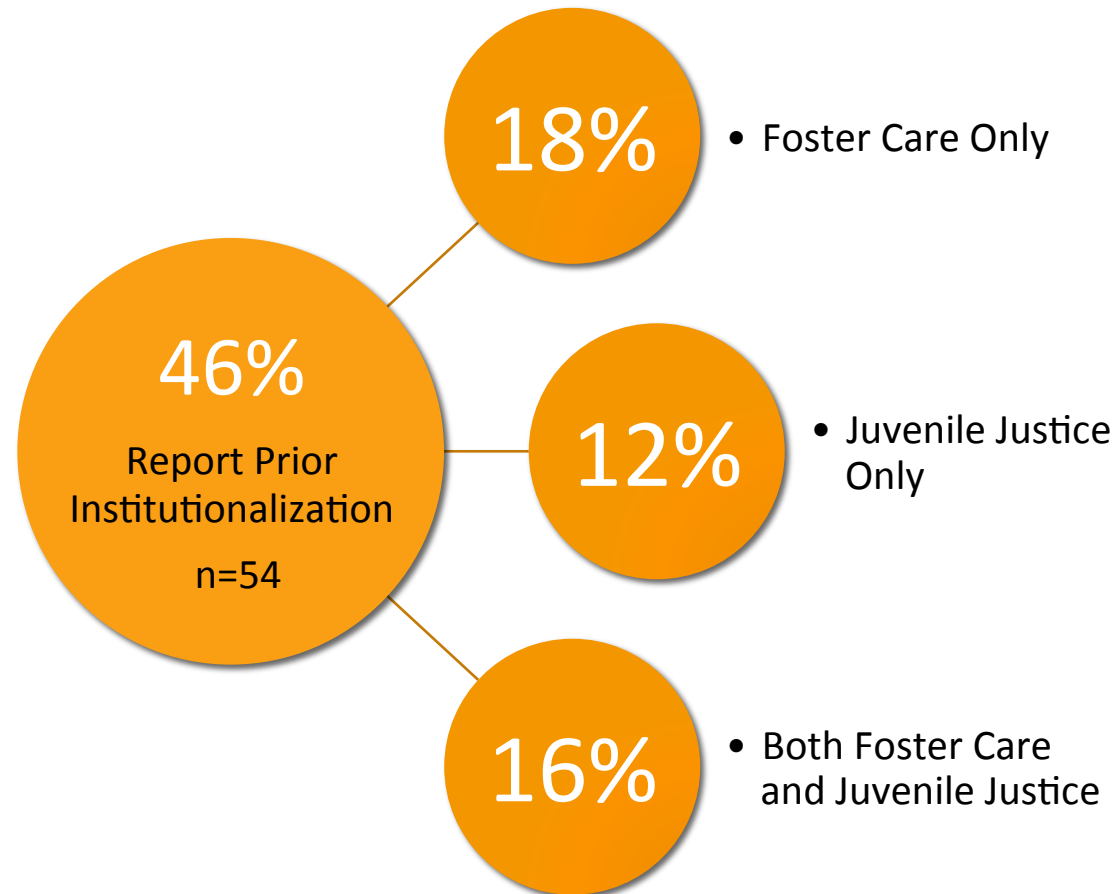


Additional Housing Statistic:

- ❖ 27% (n=31) report last permanent residence as Knoxville/Knox Co.

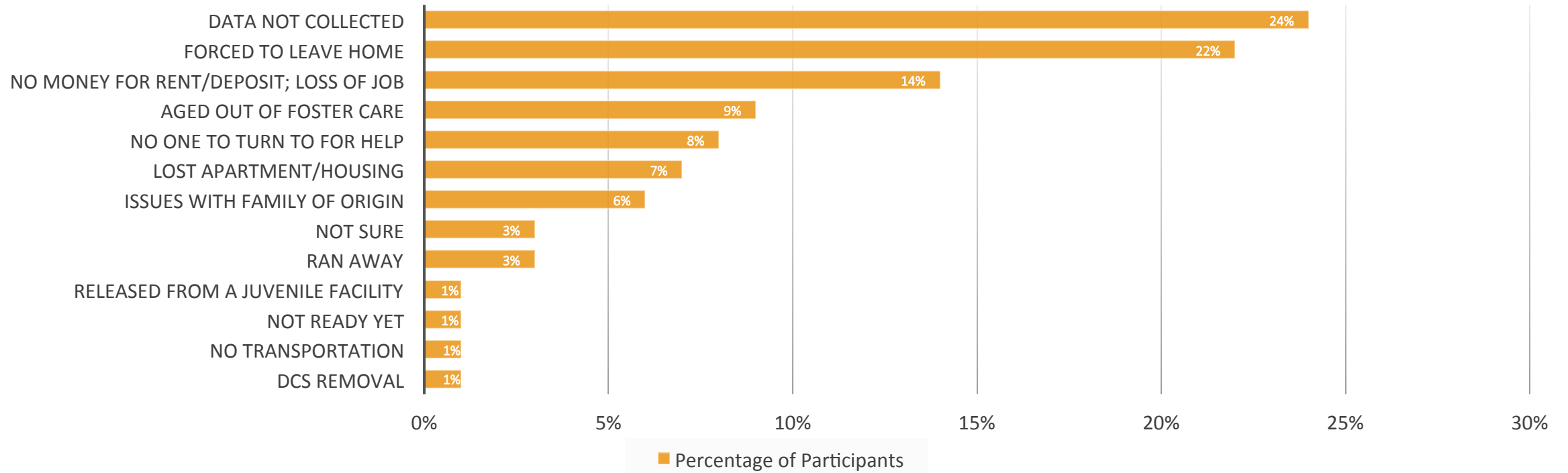
■ Transitional Housing ■ Unsheltered/ Sleeping Outside ■ Precariously Housed ■ Unknown * Did not report residence prior.

Institutionalization: Community Wide Count



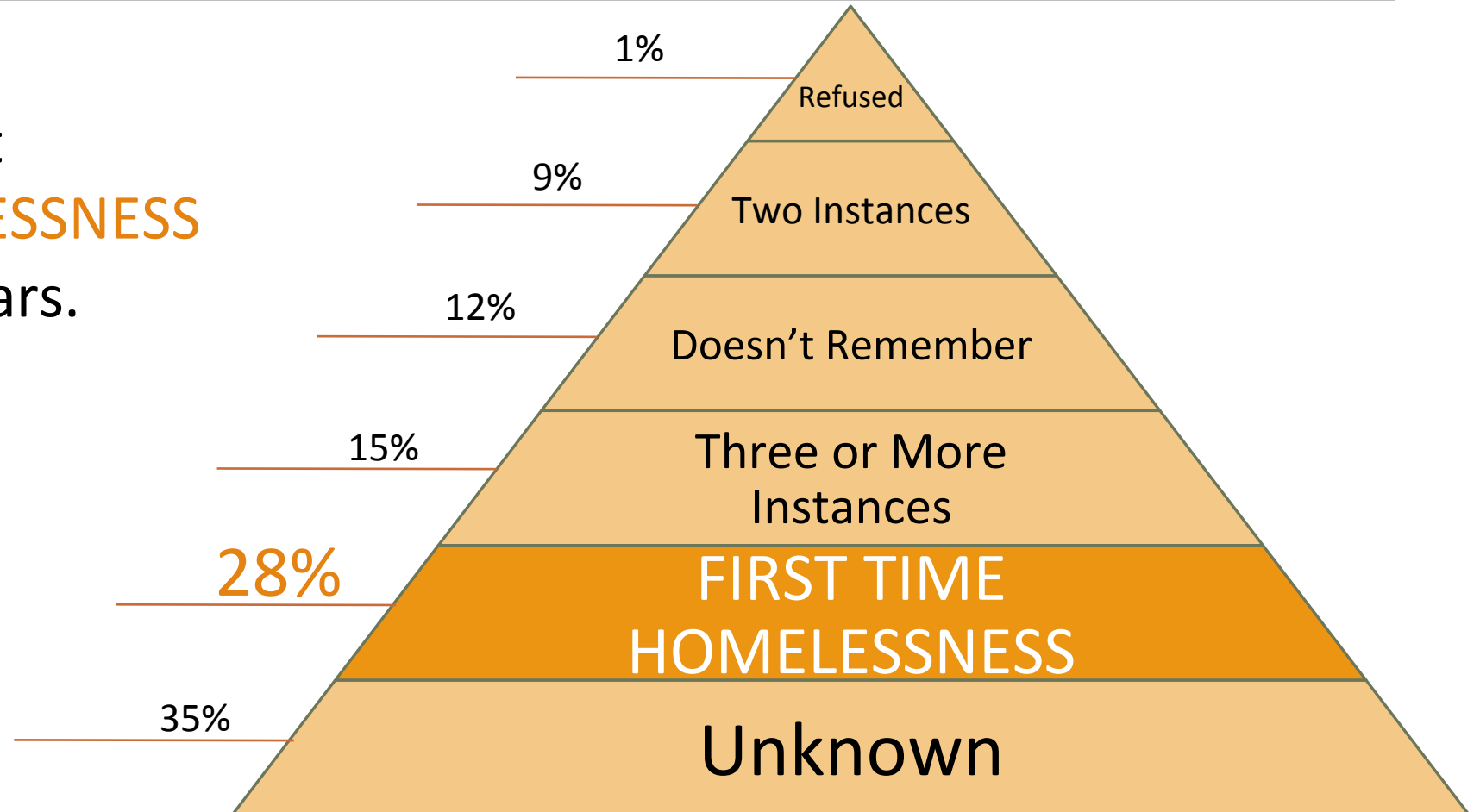
Reasons for Homelessness: Community Wide Count

Reasons for Homelessness (N=116)



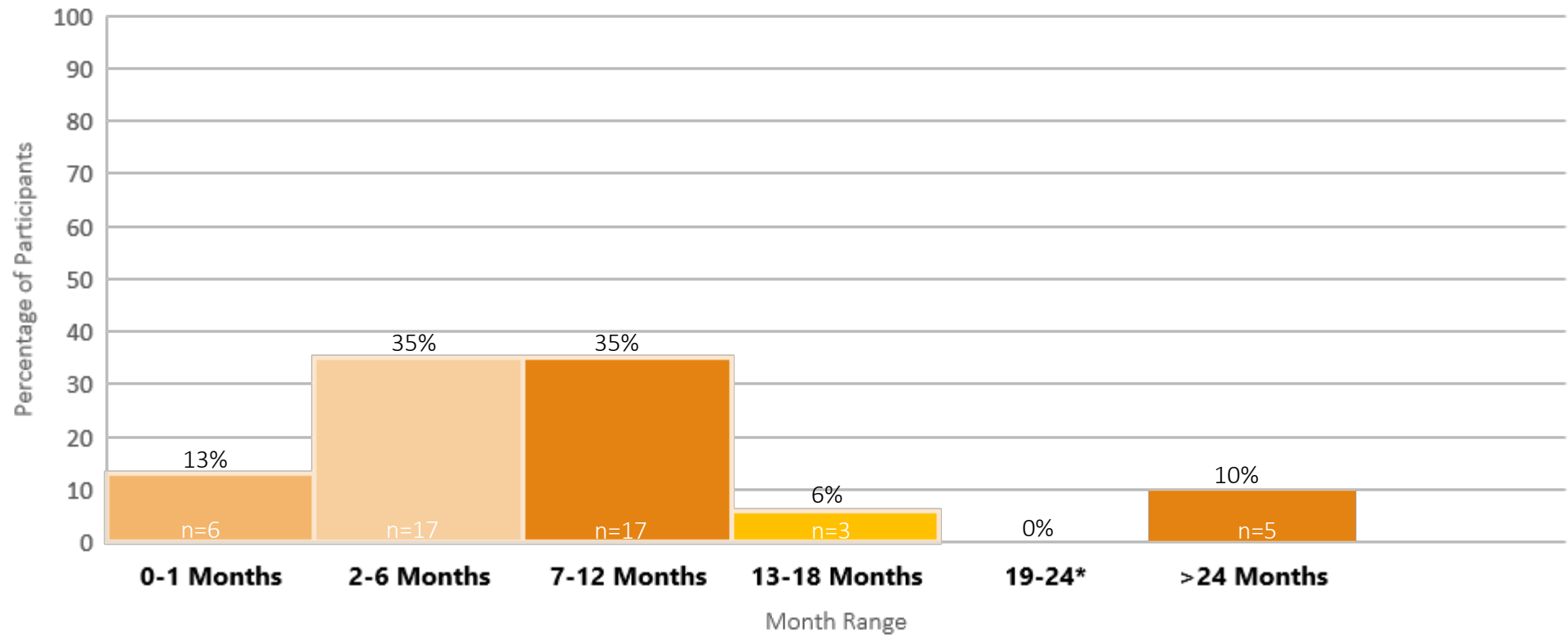
Number of Times Homeless: Community Wide Count

28% of youth report
FIRST TIME HOMELESSNESS
in the past three years.



Number of Months Experiencing Homeless: Community Wide Count

Number of Months Experiencing Homelessness (n=48)



*No respondents in this month range

†Percentages may not equal 100 due to rounding

Most Needed Services: Community Wide Count

Youth reported the top three needed services are:

❖ *Housing assistance*

- ❖ Aid in finding a permanent housing solution

❖ *Transitional housing*

- ❖ Someplace to stay in between instances of crisis and the permanent residence

❖ *Street outreach*

- ❖ A rapport-based connection to resources

20%

- Not Connected to Service Providers

80%

- Connected to Service Providers

52% (n=61) report having health insurance

Most Needed Services: Community Wide Count

Other requested services include:

- ❖ Job or employment assistance
- ❖ School or after-school programming
- ❖ Mental health counseling
- ❖ Assistance in applying for EBT/SNAP/food stamps
- ❖ Assistance in applying for social security disability benefits
- ❖ Refugee services
- ❖ Mentoring services

What Youth Want You to Know

"Needing a co-signer has been a major challenge in obtaining housing."

"Fending for yourself. Never knowing if you'll be kicked out just because they don't want you there anymore."

"It sucks. You pay someone money to stay with them and they could make you leave. Usually \$50 a month. The last place latched us out because she felt like it."

"It costs more not to have a stable home. You have to eat fast food you. You don't have a fridge to put your food in. I worked two jobs. Everything I had went to surviving."

"People do not follow through with offers to help."



THANK YOU!

This study was facilitated by the **Homeless Youth Council (HYC)**, an action committee under the **Knoxville Knox County Homeless Coalition**.

Special thanks to **Shawn Griffith**, chair of the HYC.
For his leadership in planning the Youth PIT.

Additional thanks to **Annette Beebe, Diye Fall, Taylor Rumsey Phipps, and Tamera Saunders** for assisting in planning the count.

Also a special thanks to **all of the volunteers** who made this study possible.
Thank you for volunteering your time and energy! We couldn't have done it without you!



This project was facilitated by the Knoxville Knox County Homeless Coalition

FOR MORE INFORMATION CONTACT KKCHCOALITION@GMAIL.COM